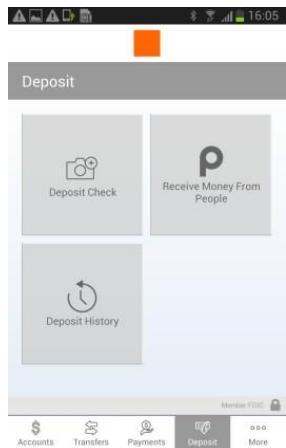
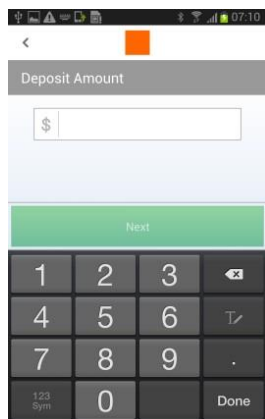


Mobile Deposit Capture



Note: Deposit Tab at top for Android and at bottom for iPhone



1 Select 'Deposit Check' icon

2 Select the account which funds will be deposited to
Enter Deposit Amount

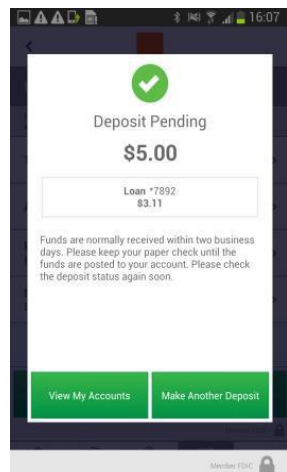
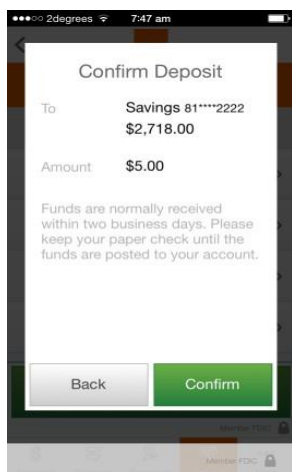
DAILY LIMIT: \$2,500.00

3

Endorse the back of the check with the following required information:

- Signature
- Account Number
- Mobile Deposit Only

Photograph the Check (Front & Back), and accept the images taken



4 Confirm Deposit Amount

5 Result Screen

6 Review the Deposit History for current status of the deposit

Pending - Item passed Data Validations at the handset - Recently Submitted.

Accepted - Item extracted after cutoff time - in process to be fully negotiated.

Failed - Item rejected by the Financial Institution in Deposit Review.